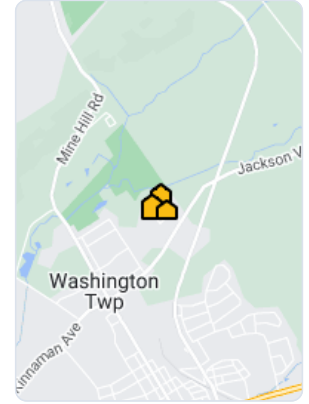


Market Trends

Property Type: SF + Condo/TH/Apt

March 2024

Market Type



Key Details

Months of Inventory	List to Sold Price %	Median Days in RPR	Median Sold Price
1.65 ↓ 12.23% MoM	101.7% ↑ 1.13% MoM	22 ↓ 37.14% MoM	\$390,695 ↑ 16.28% MoM

Realtors Property Resource®, LLC

Source: Listings

Median Estimated Property Value

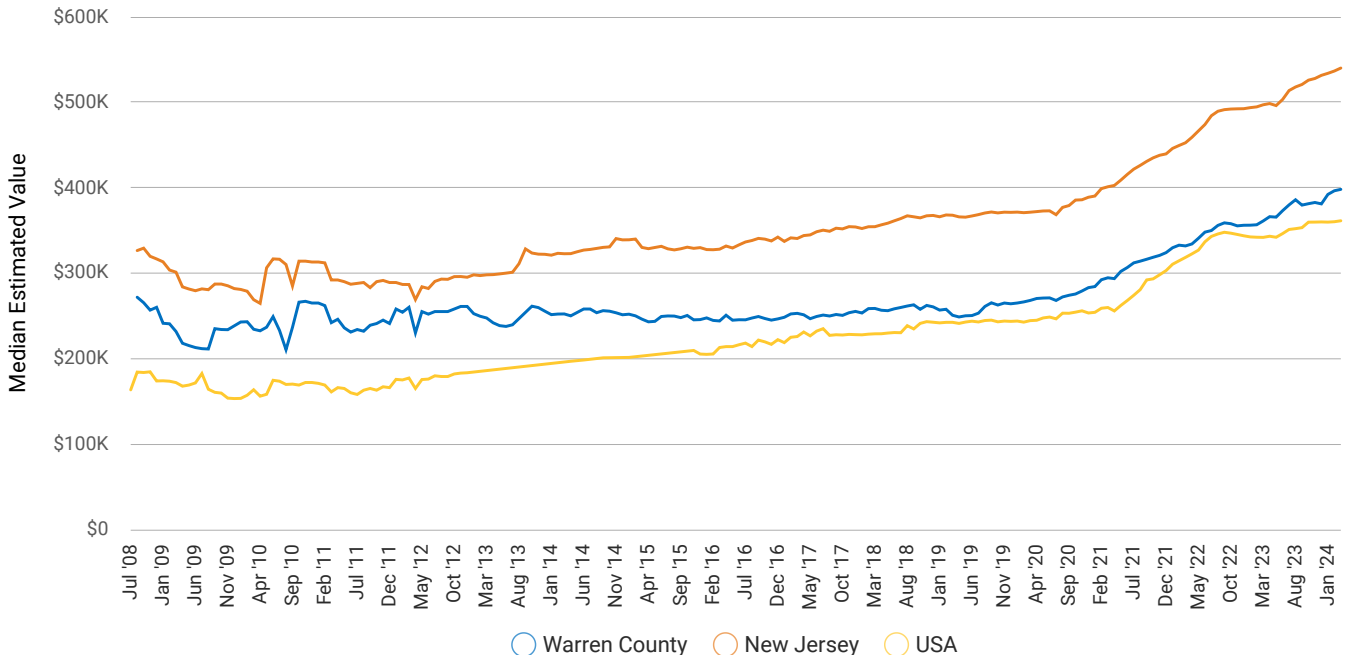
March 2024

Property Type: SF + Condo/TH/Apt

Median Estimated Value
\$398,030

Last Month Change
+0.4%

12 Month Change
+10.2%



Realtors Property Resource®, LLC

Source: Public Records and Listings

New Listings

March 2024

Property Type: SF + Condo/TH/Apt

Median List Price

\$385,000

↓ 1.8% MoM

of Properties

124

↑ 6.9% MoM

Median \$/Sqft

\$226

↑ 4.1% MoM

Total \$ Volume

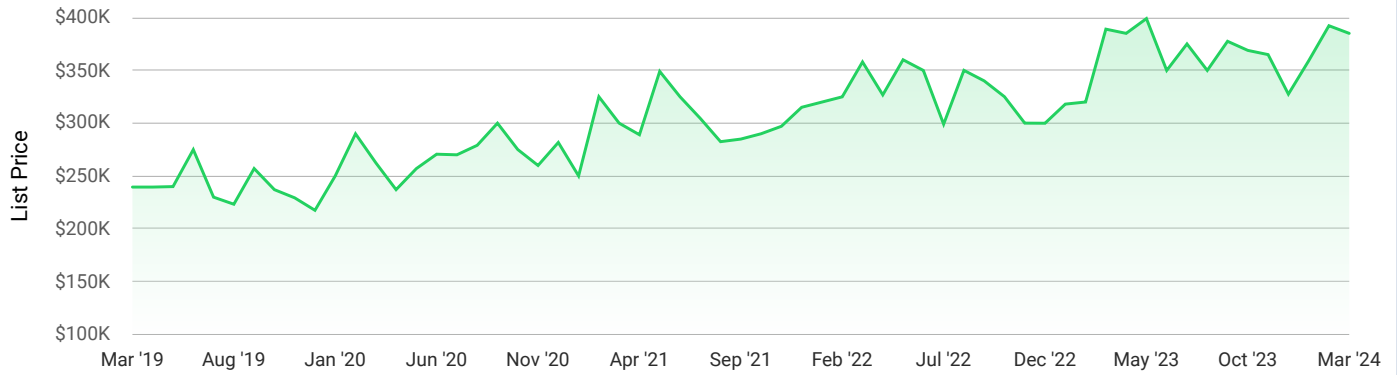
\$51,563,397

↑ 7.4% MoM

Median Living Area Sqft

1,648

↓ 7.6% MoM



Realtors Property Resource®, LLC

Source: Listings

Active Listings

March 2024

Property Type: SF + Condo/TH/Apt

Median List Price

\$384,950

↓ 2.8% MoM

of Properties

154

↓ 11% MoM

Median Days in RPR

26

↓ 7.1% MoM

Median \$/Sqft

\$226

↑ 5.1% MoM

Total \$ Volume

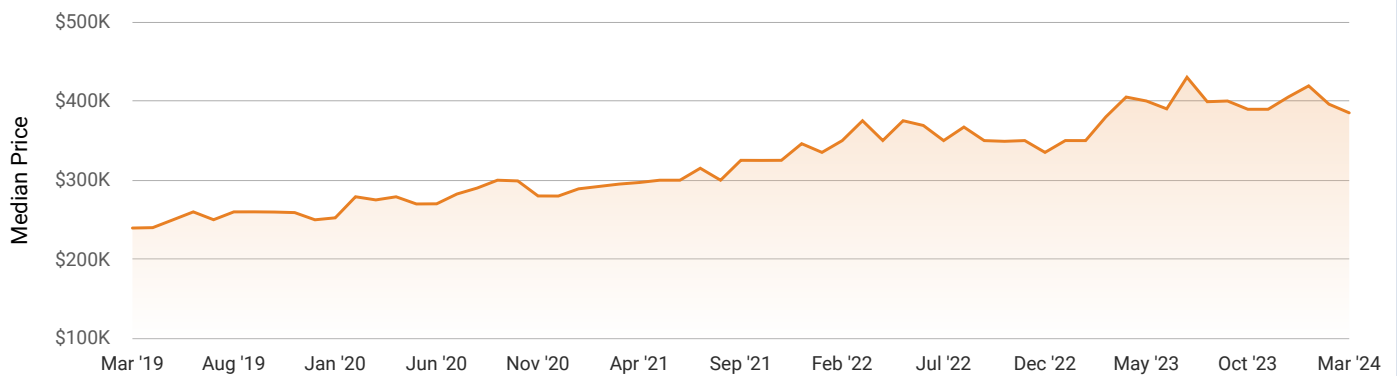
\$77,458,795

↓ 9.7% MoM

Median Living Area Sqft

1,715

↓ 7.6% MoM



Realtors Property Resource®, LLC

Source: Listings

New Pending Listings

March 2024

Property Type: SF + Condo/TH/Apt



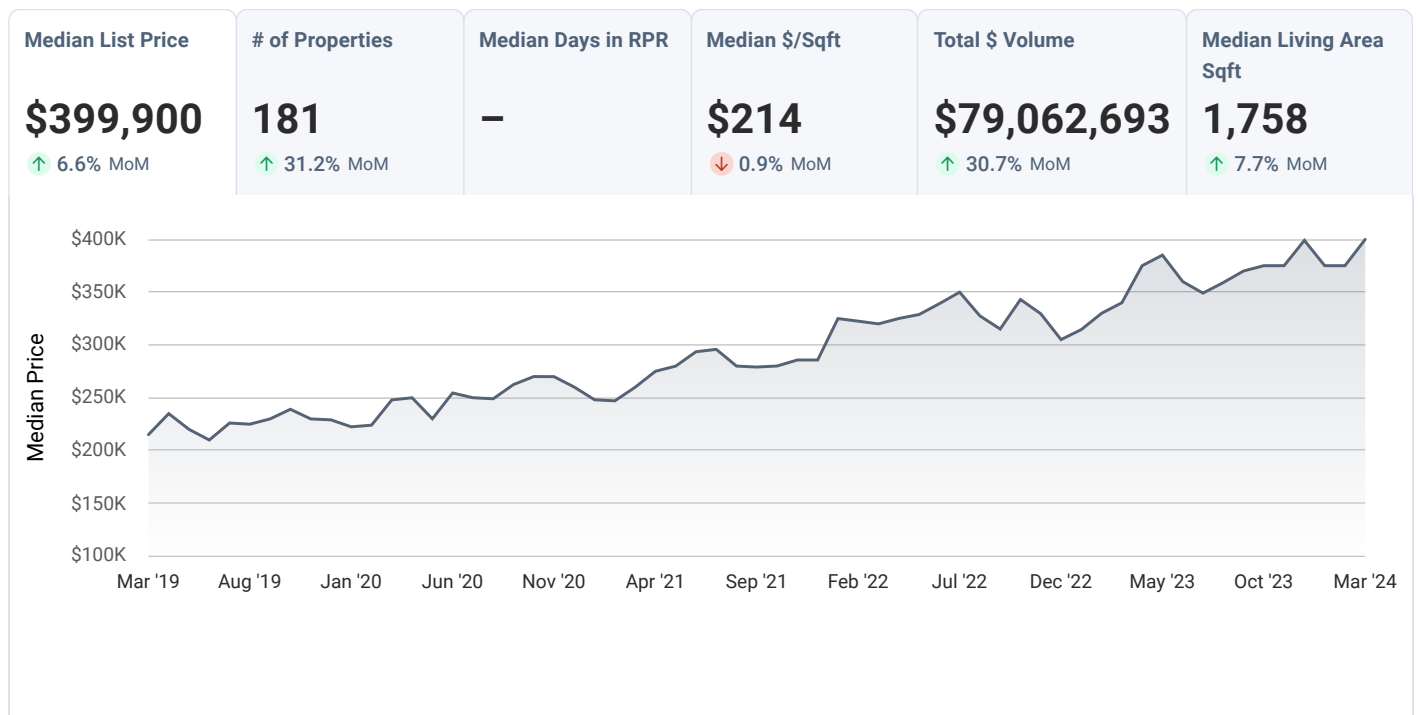
Realtors Property Resource®, LLC

Source: Listings

Pending Listings

March 2024

Property Type: SF + Condo/TH/Apt



Realtors Property Resource®, LLC

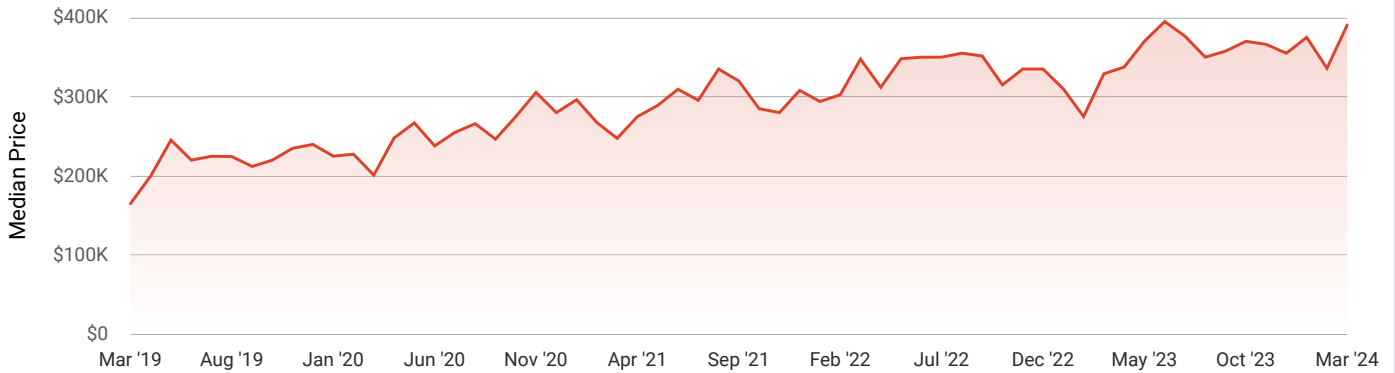
Source: Listings

Sold Listings

March 2024

Property Type: SF + Condo/TH/Apt

Median Sold Price	# of Properties	Avg. List to Sale Price %	Median Days in RPR	Median \$/Sqft	Total \$ Volume
\$390,695 ↑ 16.3% MoM	66 ↑ 8.2% MoM	101.68% ↑ 1.1% MoM	22 ↓ 37.1% MoM	\$220 ↑ 3.8% MoM	\$28,302,816 ↑ 22% MoM



Realtors Property Resource®, LLC

Source: Listings

Months Supply of Inventory

March 2024

Property Type: SF + Condo/TH/Apt

Months Supply of Inventory

1.65

Last Month Change

-12.2%

12 Month Change

+7.1%



Realtors Property Resource®, LLC

Source: Listings

Sold Public Records

March 2024

Property Type: SF + Condo/TH/Apt

Median Sold Price

\$355,000

↑ 14.5% MoM

of Properties

11

↓ 86.1% MoM

Median \$/Sqft

\$172

↓ 9.9% MoM

Median Living Area Sqft

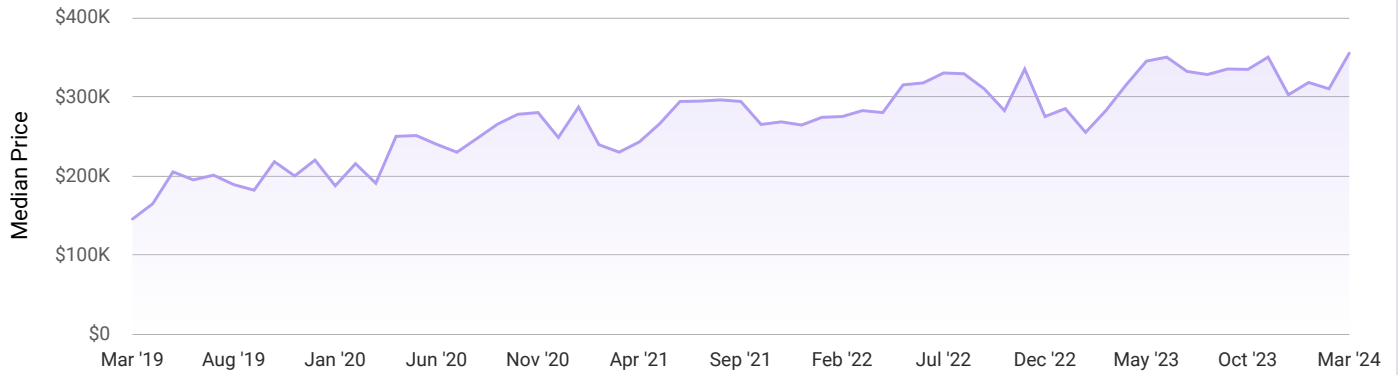
1,634

↓ 1.3% MoM

Total \$ Volume

\$3,729,500

↓ 86.1% MoM



Realtors Property Resource®, LLC

Source: Public Records